



NORTH QUEENS MARKET REPORT

JUNE 2022

INVESTMENT PROPERTY REALTY GROUP

NORTH QUEENS

NORTH QUEENS JUNE 2022 COMPLETE MARKET METRICS

13

TRANSACTIONS SOLD

98

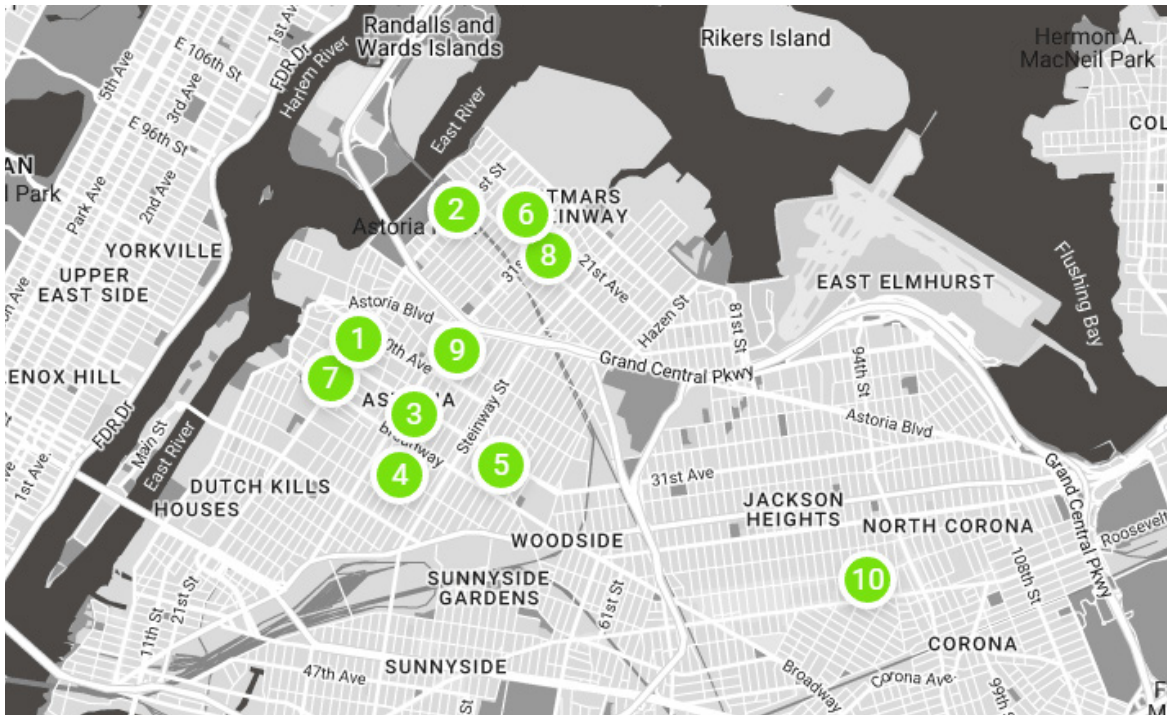
UNITS SOLD

\$46.18M

\$ VOLUME SOLD

97,122

BSF SOLD



| | ADDRESS | PRICE | TOTAL UNITS | ASSET TYPE |
|----|--------------------------------|--------------|-------------|--------------|
| 1 | 31-16 21st Street | \$10,300,000 | *46,612 BSF | Development |
| 2 | 2716 & 2716-2720 A 21st Street | \$7,700,000 | *33,540 BSF | Development |
| 3 | 31-15 32nd Street | \$6,300,000 | 24 | Multi-Family |
| 4 | 34-11 34th Avenue | \$4,650,000 | 28 | Multi-Family |
| 5 | 44-14 31st Avenue | \$2,650,000 | *16,970 BSF | Development |
| 6 | 21-11 27th Street | \$2,500,000 | 16 | Multi-Family |
| 7 | 14-46 31st Drive | \$1,980,000 | 5 | Multi-Family |
| 8 | 21-39 32nd Street | \$1,950,000 | 5 | Multi-Family |
| 9 | 2564 33rd Street | \$1,850,000 | 4 | Multi-Family |
| 10 | 3716 92nd Street | \$1,730,000 | 4 | Mixed Use |

SELECT SALES ACTIVITY ABOVE

*Development Site / Buildable Square Footage

Transactions between \$1,000,000-\$50,000,000 from June 1, 2022 - June 30, 2022

Zip Codes: 11102, 11103, 11105, 11106, 11369, 11370, 11372

Neighborhoods include: Astoria Heights, Ditmars Steinway, East Elmhurst, Jackson Heights, Old Astoria, South Astoria

MONTH OVER MONTH

COMPARED TO MAY 2022

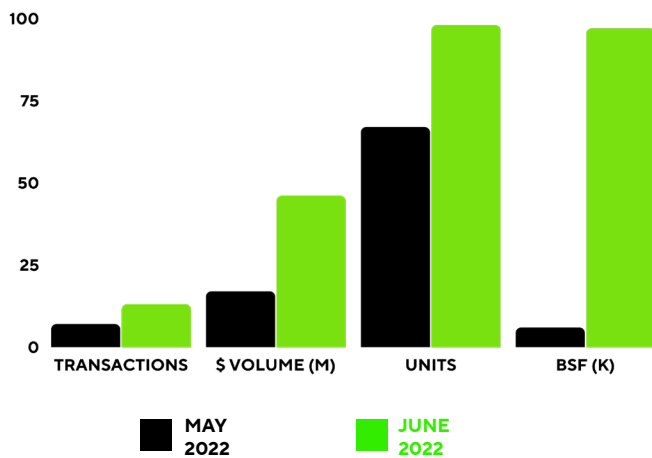
| | # OF TRANSACTIONS | DOLLAR VOLUME | # OF UNITS | BSF SOLD |
|--------------------|-------------------|---------------|------------|--------------|
| MAY 2022 | 7 | \$17,280,500 | 67 | 5,950 |
| JUNE 2022 | 13 | \$46,180,000 | 98 | 97,122 |
| % of CHANGE | ↑+86% MoM | ↑+167% MoM | ↑+46% MoM | ↑+1,532% MoM |

YEAR OVER YEAR

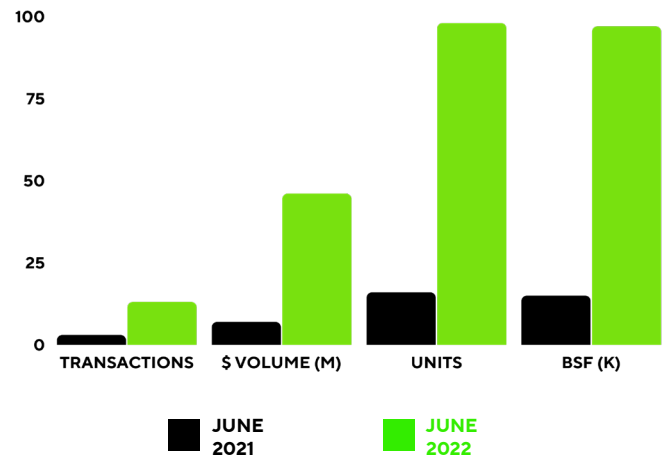
COMPARED TO JUNE 2021

| | # OF TRANSACTIONS | DOLLAR VOLUME | # OF UNITS | BSF SOLD |
|--------------------|-------------------|---------------|------------|------------|
| JUNE 2021 | 3 | \$6,925,000 | 16 | 14,649 |
| JUNE 2022 | 13 | \$46,180,000 | 98 | 97,122 |
| % of CHANGE | ↑+333% YoY | ↑+567% YoY | ↑+513% YoY | ↑+563% YoY |

MONTH OVER MONTH



YEAR OVER YEAR



Contact the North Queens Team For More Information

DEREK
BESTREICH
718.360.8802

LUKE
SPROVIERO
718.360.8803

DONAL
FLAHERTY
718.360.8823

LOGAN
BOENNING
718.360.8857

SAL
MONTEVERDE
718.360.5933

NORTH QUEENS TEAM

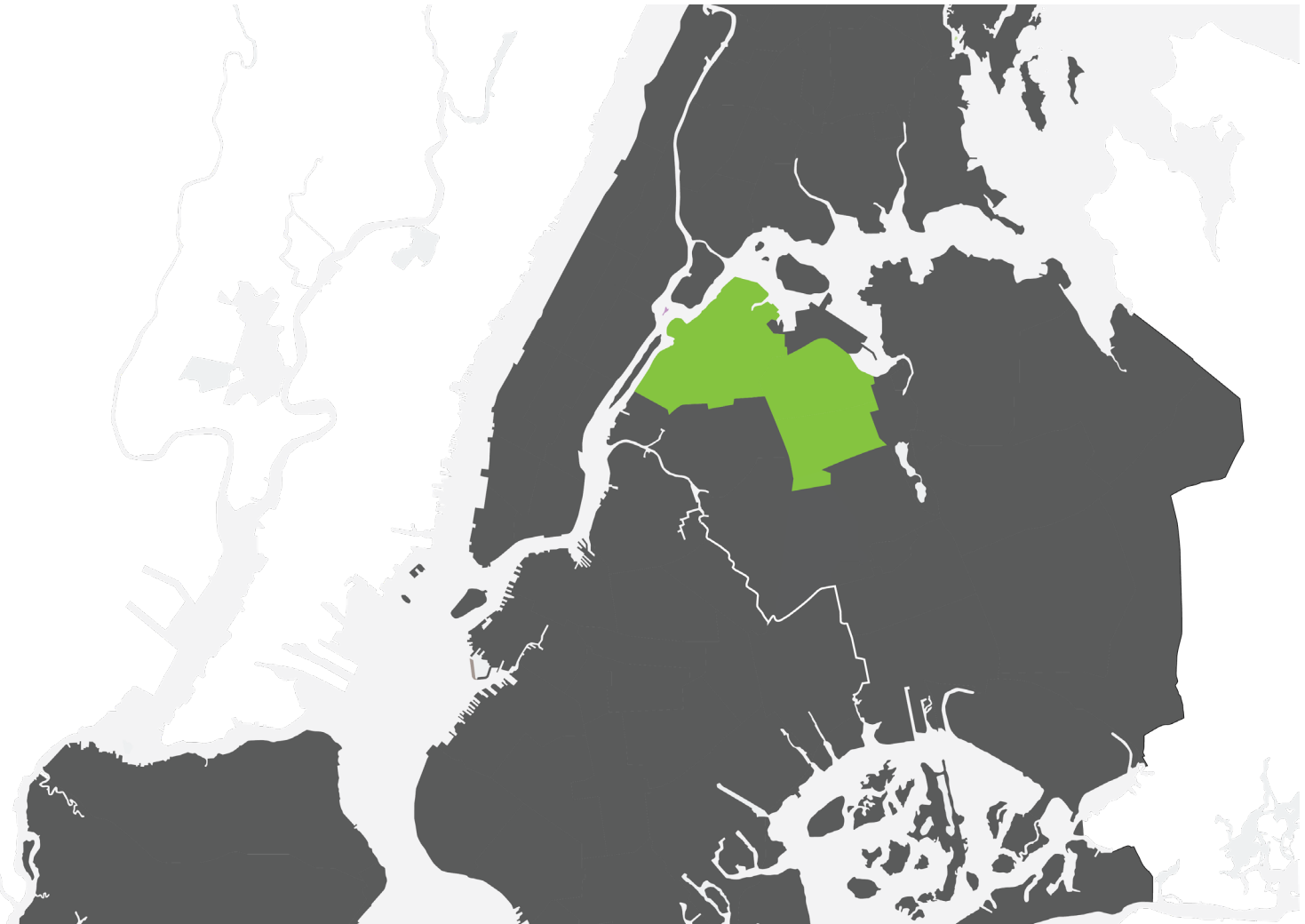
**DEREK
BESTREICH**
718.360.8802
derek@iprg.com

**LOGAN
BOENNING**
718.360.8857
lboenning@iprg.com

**LUKE
SPROVIERO**
718.360.8803
luke@iprg.com

**SAL
MONTEVERDE**
718.360.5933
smonteverde@iprg.com

**DONAL
FLAHERTY**
718.360.8823
donal@iprg.com



THE NORTH QUEENS TEAM

**DEREK
BESTREICH**
718.360.8802
derek@iprg.com

**LUKE
SPROVIERO**
718.360.8803
luke@iprg.com

**DONAL
FLAHERTY**
718.360.8823
donal@iprg.com

**LOGAN
BOENNING**
718.360.8857
lboenning@iprg.com

**SAL
MONTEVERDE**
718.360.5933
smonteverde@iprg.com